



Greater St. Albert Catholic Schools Education Foundation
Statement of Operations and Changes in Fund Balances
For the Year Ended, 31 December 2023

REVENUES	Current Year - 2023					2022
	Operating	Scholarship Fund	Group Requests	Endowment Fund	TOTAL	Prior Year
Donations	\$3,155	\$0	\$0	\$0	\$3,155	\$500
Fundraising Events	\$26,022	\$0	\$0	\$0	\$26,022	\$14,376
Grants	\$0	\$0	\$0	\$0	\$0	\$0
Investment Income	\$1,796	\$0	\$0	\$0	\$1,796	\$695
Other Income	\$0	\$0	\$0	\$0	\$0	\$0
Total REVENUES	\$30,973	\$0	\$0	\$0	\$30,973	\$15,571
EXPENDITURES						
Canada Helps Admin Fees - Donations	\$16	\$0	\$0	\$0	\$16	\$8
Fundraising Events	\$16,099	\$0	\$0	\$0	\$16,099	\$11,915
Group Requests Awarded	\$0	\$0	\$5,900	\$0	\$5,900	\$4,150
Hospitality	\$0	\$0	\$0	\$0	\$0	\$0
Marketing & Communications	\$838	\$0	\$0	\$0	\$838	\$877
Office Supplies	\$0	\$0	\$0	\$0	\$0	\$0
Scholarships Awarded	\$0	\$1,750	\$0	\$0	\$1,750	\$2,000
Travel	\$0	\$0	\$0	\$0	\$0	\$0
TOTAL EXPENDITURES	\$16,953	\$1,750	\$5,900	\$0	\$24,603	\$18,949
EXCESS of REVENUES OVER (EXPENDITURES)	<u>\$14,020</u>	<u>(\$1,750)</u>	<u>(\$5,900)</u>	<u>\$0</u>	<u>\$6,370</u>	<u>(\$3,378)</u>
FUND BALANCES, January 1, 2023	\$4,496	\$0	(\$7,607)	\$31,500	\$28,388	\$31,766
Net Contributions/Disbursements	\$14,020	(\$1,750)	(\$5,900)	\$0	\$6,370	(\$3,378)
Interfund Transfers - 2023 AGM	(\$4,138)	\$2,000	\$4,138	(\$2,000)	\$0	\$0
FUND BALANCES, December 31, 2023	<u>\$14,377</u>	<u>\$250</u>	<u>(\$9,369)</u>	<u>\$29,500</u>	<u>\$34,758</u>	<u>\$28,388</u>

This Financial Statement has been reviewed at the Annual General Meeting and approved by:


Joe Becigneul 
 Printed Name & Signature
 Director
 Position
 April 9, 2024
 Date


Rhea Jussen 
 Printed Name & Signature
 Director
 Position
 April 9, 2024
 Date

Greater St. Albert Catholic Schools Education Foundation
Statement of Financial Position
As at 31 December 2023

ASSETS	Current Year - 2023					2022
	Operating	Scholarship Fund	Group Requests	Endowment Fund	TOTAL	Prior Year
Cash & Cash Equivalents	\$14,377	\$250	(\$9,369)	\$29,500	\$34,758	\$28,388
Accounts Receivable	\$0	\$0	\$0	\$0	\$0	\$0
Grants Receivable	\$0	\$0	\$0	\$0	\$0	\$0
Prepaid Expenses	\$0	\$0	\$0	\$0	\$0	\$0
Total ASSETS	<u>\$14,377</u>	<u>\$250</u>	<u>(\$9,369)</u>	<u>\$29,500</u>	<u>\$34,758</u>	<u>\$28,388</u>
LIABILITIES and FUND BALANCES						
<i>Current Liabilities</i>						
Accounts Payable	\$0	\$0	\$0	\$0	\$0	\$0
Deferred Contributions	\$0	\$0	\$0	\$0	\$0	\$0
<i>Fund Balances</i>						
Invested in Capital Assets	\$0	\$0	\$0	\$0	\$0	\$0
Endowment	\$0	\$0	\$0	\$29,500	\$29,500	\$31,500
Externally Restricted	\$0	\$0	\$0	\$0	\$0	\$0
Internally Restricted	\$0	\$0	\$0	\$0	\$0	\$0
Scholarships	\$0	\$250	\$0	\$0	\$250	\$0
Group Requests	\$0	\$0	(\$9,369)	\$0	(\$9,369)	(\$7,607)
Unrestricted	\$14,377	\$0	\$0	\$0	\$14,377	\$4,496
TOTAL FUND BALANCES	<u>\$14,377</u>	<u>\$250</u>	<u>(\$9,369)</u>	<u>\$29,500</u>	<u>\$34,758</u>	<u>\$28,388</u>
TOTAL LIABILITIES and FUND BALANCES	<u>\$14,377</u>	<u>\$250</u>	<u>(\$9,369)</u>	<u>\$29,500</u>	<u>\$34,758</u>	<u>\$28,388</u>

This Financial Statement has been reviewed at the Annual General Meeting and approved by:

Joe Becigneul 
 Printed Name & Signature
 Director
 Position
 April 9, 2024
 Date

Rhea Jussen 
 Printed Name & Signature
 Director
 Position
 April 9, 2024
 Date